

TWIST&SIT Soft lounge & soft furniture



FEATURES

- Lounge seating system in three different sizes for one, two and three seating places;
- All versions possible in two different backrest types – low-back and high-back;
- Fully assembled, except for version with four-star base;
- Two types of accessories available for high-back version furniture.

QUALITY STANDARD

- LST EN 16139:2013

TECHNICAL INFORMATION

Types

- Lounge chairs and sofas.

Seat and back

- Steel frame molded with polyurethane;
- Possible in low-back or high-back versions and three sizes – one-seater, two-seater and three-seater;
- Upholstered with fabric or leather look, available in two colours (outside and inside).

Armrests

- In one body with the backrest, connected to the seat with steel plates;
- Steel frame molded with polyurethane;
- Upholstered with same fabric or leather look as the backrest and seat.

Mechanism

- Fixed mechanism;
- Height adjustment with side lever;
- Polished or finished in black colour;
- Only for one-seater version.

Gas lift

- Chromed or finished in black colour;
- 130 mm run range;
- Only for one-seater version.

One-seater bases

- Powder coated steel legs from Ø25 mm pipe, plastic glides in black, with or without felt for hard and soft floor;
- Wooden legs, lacquered and stained light grey or black ash solid wood, glued and fixed with metal fittings, plastic glides* in black, double sided, with or without felt for hard and soft floor;
- Four-star base, polished or black painted aluminium, external Ø880 mm.

*For one-seater with wooden legs glides are two sided and can be mounted and dismounted with screwdriver depending on the floor type – one side is for soft and other side is for hard floor.

Two-seater and three-seater bases

- Powder coated steel legs from Ø32 mm pipe, plastic glides in black, with or without felt for hard and soft floor;
- Wooden legs, lacquered and stained light grey or black ash solid wood, glued and fixed with metal fittings, plastic glides in black, with or without felt for hard and soft floor.

Two-seater and three-seater bases frames

- Frame for metal legs: made from rectangular pipes 40x20 mm, assembled under seat and legs connected with metal fittings;
- Frame for wooden legs: made from rectangular pipes 50x25 mm, assembled under seat and legs connected with metal fittings. Frame is covered with lacquered and stained light grey or black ash solid wood covers.

Wooden knob

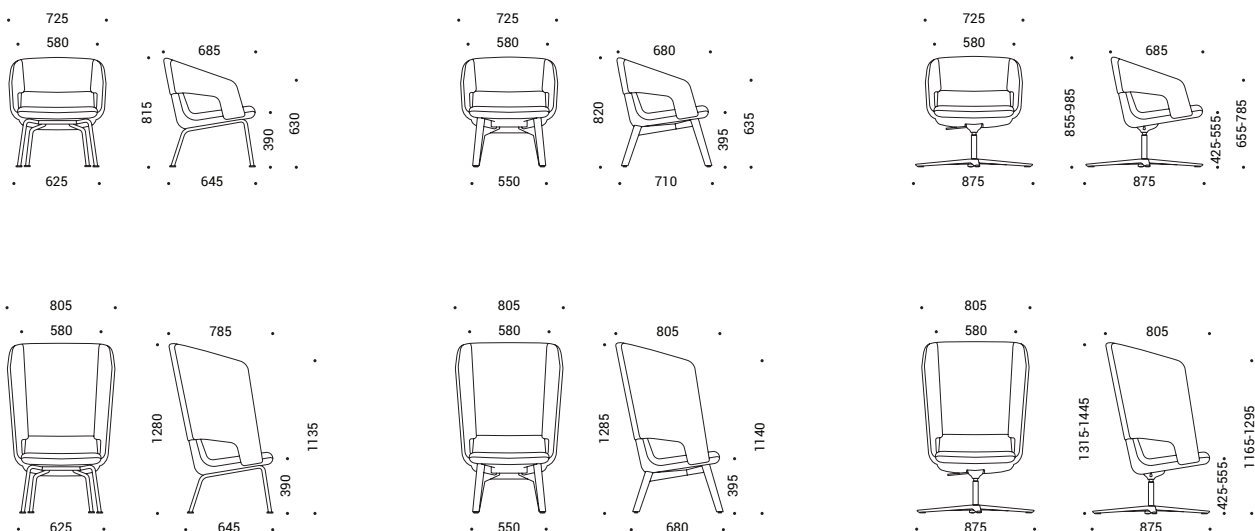
- Mounting place for accessories;
- Made from lacquered natural or lacquered and stained black ash solid wood with metal fittings;
- Mounted 1060 mm from the ground;
- Suitable only for high-back lounge chairs and sofas;
- Accessories cannot be fitted on furniture that was not prepared for mounting.

Swivel plywood table

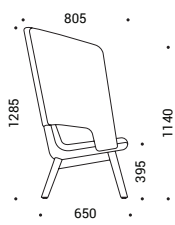
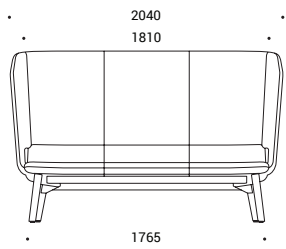
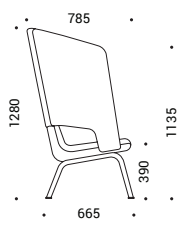
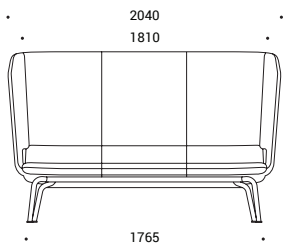
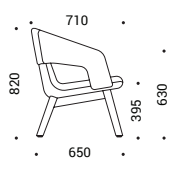
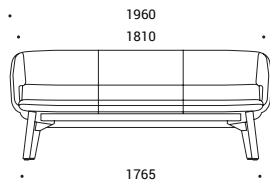
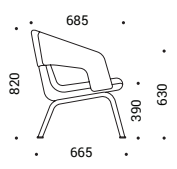
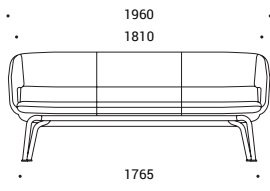
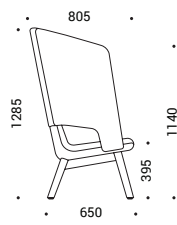
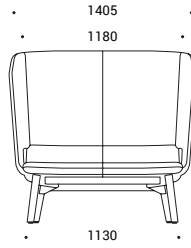
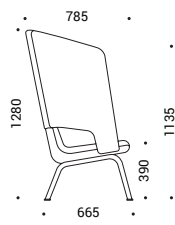
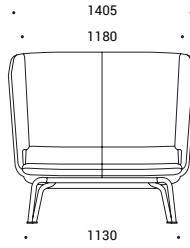
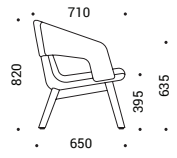
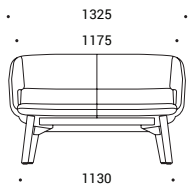
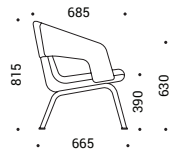
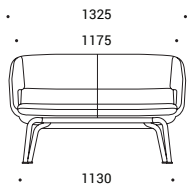
- Table can be ordered L/H or R/H;
- Made from 15 mm plywood covered in wood veneer and lacquered edges;
- Swivel mechanism made from 3D printed PP plastic and metal black powder coated parts;
- Mounting bracket made from 3 mm metal sheet, black powder coated and fixed with bolts covered with black plastic (PE) caps;
- Mounted 665 mm from the ground;
- Suitable only for high-back lounge chairs and sofas;
- Accessories cannot be fitted on furniture that was not prepared for mounting.

RANGE

Lounge chairs



Sofas



Optional



Wooden knob*



Swivel plywood table*

*Suitable only for high-back lounge chairs and sofas.